


NURSING VENTILATOR MANAGEMENT GUIDE



1 Patient Assessment & Monitoring

Assess respiratory status and monitor for distress.



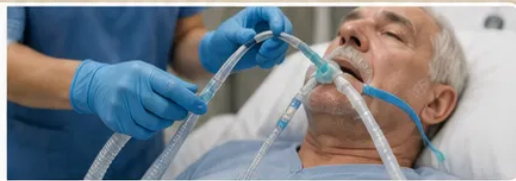
2 Ventilator Circuit Management

Ensure tubing and filters are functioning correctly.



3 Airway Management & Suctioning

Maintain patent airway and perform sterile suctioning.



4 Medication Administration

Administer bronchodilators and sedatives correctly.



5 Infection Prevention

Strict hand hygiene and equipment cleaning to prevent VAP.



6 Nutritional Support

Manage enteral or parenteral feeding for recovery.




7 Mobility & Skin Integrity


Regular repositioning to prevent pressure ulcers.





8 Patient & Family Education


Educate families on care and emergency procedures.



 betteroptionsventilator.com

 (+01) (360) 607-8028

 15214 NE 25th Circle Vancouver,
WA 98684, United States

 8am - 5pm EST, Monday - Friday

STATE-OF-THE-ART VENTILATOR CARE IN A HOMELIKE SETTING.